



Canton, GA

Community Profile

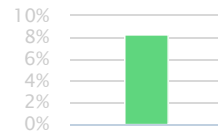
TOTAL POPULATION

25,754

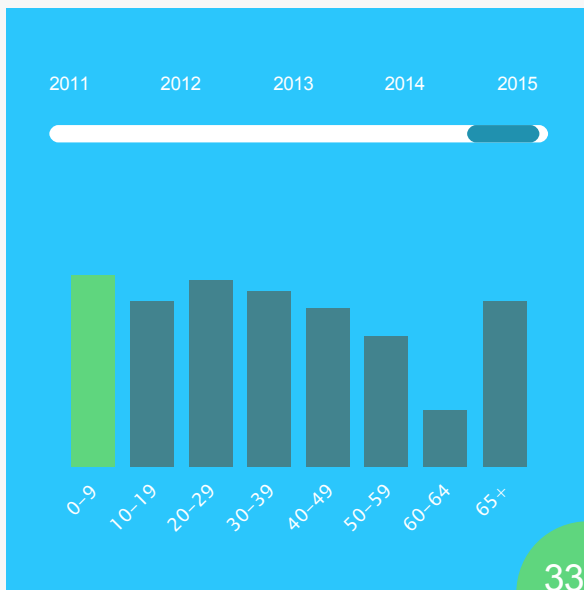
The total population of the City of Canton is 25,754. The median age is 33.04.



The population in Canton has grown 8.29% since 2011.



Age Distribution



49.67%
Male



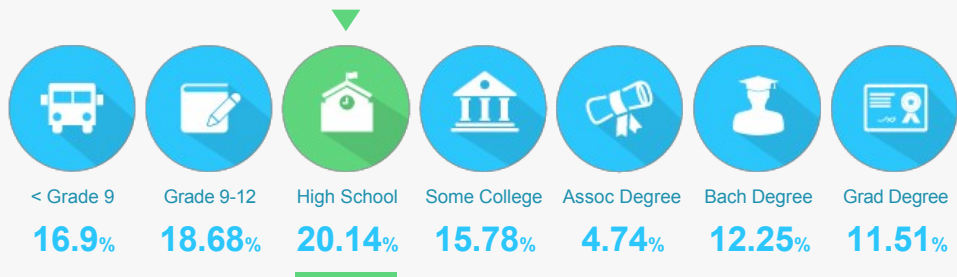
50.34%
Female



33.04
Median Age

EDUCATIONAL ATTAINMENT

The majority of the population in Canton has completed at least a high school degree.



28.50%
of the population
has a college degree.



offer Associate's Degree
or Certificate



offer Bachelor's Degree
or Higher

LABOR FORCE 12,904


Canton has a labor force of 12,904 people, with a job growth rate of -2.7% since 2014.

JOB GROWTH

-2.7%

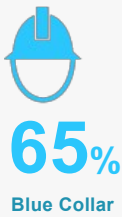
Since 2014

TOTAL EMPLOYEES



10,302
2015

The work distribution of total employees in Canton is.



▲%
Since 2014

5 TOP TALENT

Where are the top jobs by occupation?

Office and Administrative support



Executive, Managers, and Administrators



Food Preparation/Serving



Sales



Education/Training/Library



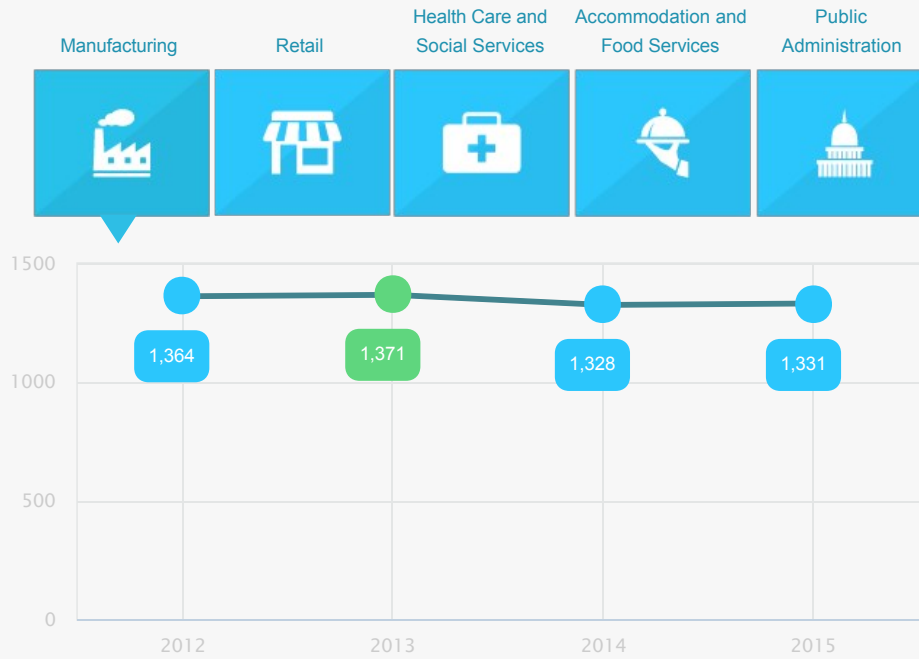
TOTAL ESTABLISHMENTS 1,107

BUSINESSES AND JOBS

Canton has a total of 1,107 businesses. In 2015, the leading industries were:

Manufacturing, Retail, Health Care and Social Services, Accommodation and Food Services, and Public Administration

Which are the top 5 industries by jobs?



How many employees do businesses in Canton have?




1-4 Employees	63.14%
5-9 Employees	17.71%
10-19 Employees	10.03%
20-49 Employees	5.51%
50-99 Employees	2.08%
100+ Employees	1.63%

INCOME AND SPENDING

Workers in Canton earn a median yearly household income of \$48,948. 38.11% of the households earn more than the national average each year. Household expenditures average \$51,604 per year. The majority of earnings get spent on Shelter, Transportation, Food and Beverages, Health Care, and Utilities.

There are 40% more households who own their homes than there are renters.



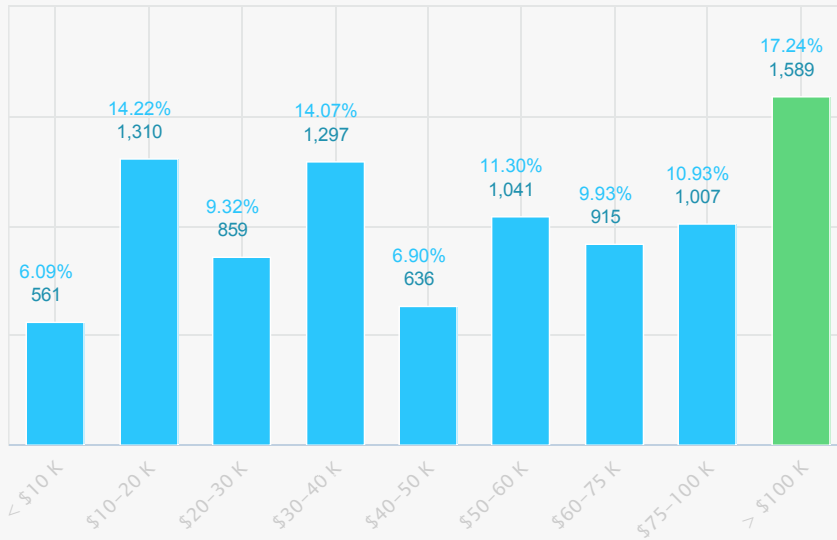
MEDIAN
**HOUSEHOLD
INCOME**
\$48,948

27% less than the county

2% more than the state

11% less than the nation

Income Distribution



How do people spend much of their money?


\$ PER HOUSEHOLD



The average household expenditure in Canton is:

\$51,604


HOUSING




TRANSPORTATION

Residents spend an average of 29 minutes commuting to work. Canton is served by 19 airports within 50 miles. Rail can be accessed within the community. Interstates can be accessed within the community.

Interstate
In Community




29 min.
Commute Travel Time



0
Airports in Community

19
Airports in Community (+50 miles)



Freight Rail
In Community